

Scaled data based on original data using
LM-79-08 Approved Method: Electrical and Photometric Measurements of Solid-
State Lighting Products

Test Report Prepared for
Cooper Lighting Solutions
(formerly Eaton)

Brand: McGRAW-EDISON

Report Number: P385804

Luminaire Tested: **GWC-SA1B-827-U-SLR-HSS**

Issue Date: 3/3/2020

Test Information

Test Method: LM-79-08
Report Number: P385804
TEST IS SCALED FROM IESNA LM-79-08 TEST DATA (G2-1903-205-28)
Test Lab: INNOVATION CENTER
Issue Date: 3/3/2020
Manufacturer: COOPER LIGHTING SOLUTIONS (FORMERLY EATON)
Product Line: MCGRAW-EDISON
Catalog Number: GWC-SA1B-827-U-SLR-HSS
Description: GALLEON WALL LUMINAIRE
(1) 80 CRI, 2700K, 800mA LIGHTSQUARE WITH 16 LEDS AND SPILL LIGHT
ELIMINATOR RIGHT OPTICS WITH HOUSE SIDE SHIELD
Light Source: -
Ballast/Driver: ELECTRONIC DRIVER

Summary

Lumens per Lamp: N/A
Luminaire Lumens: 3326 lumens
Efficiency: N/A
Efficacy: 75.6 lumens/watt
Luminous Opening: Rectangular (W 0.5' x L: 0.5' x H: 0')
IES Classification: Type IV - Medium
BUG Rating: B1 - U0 - G1

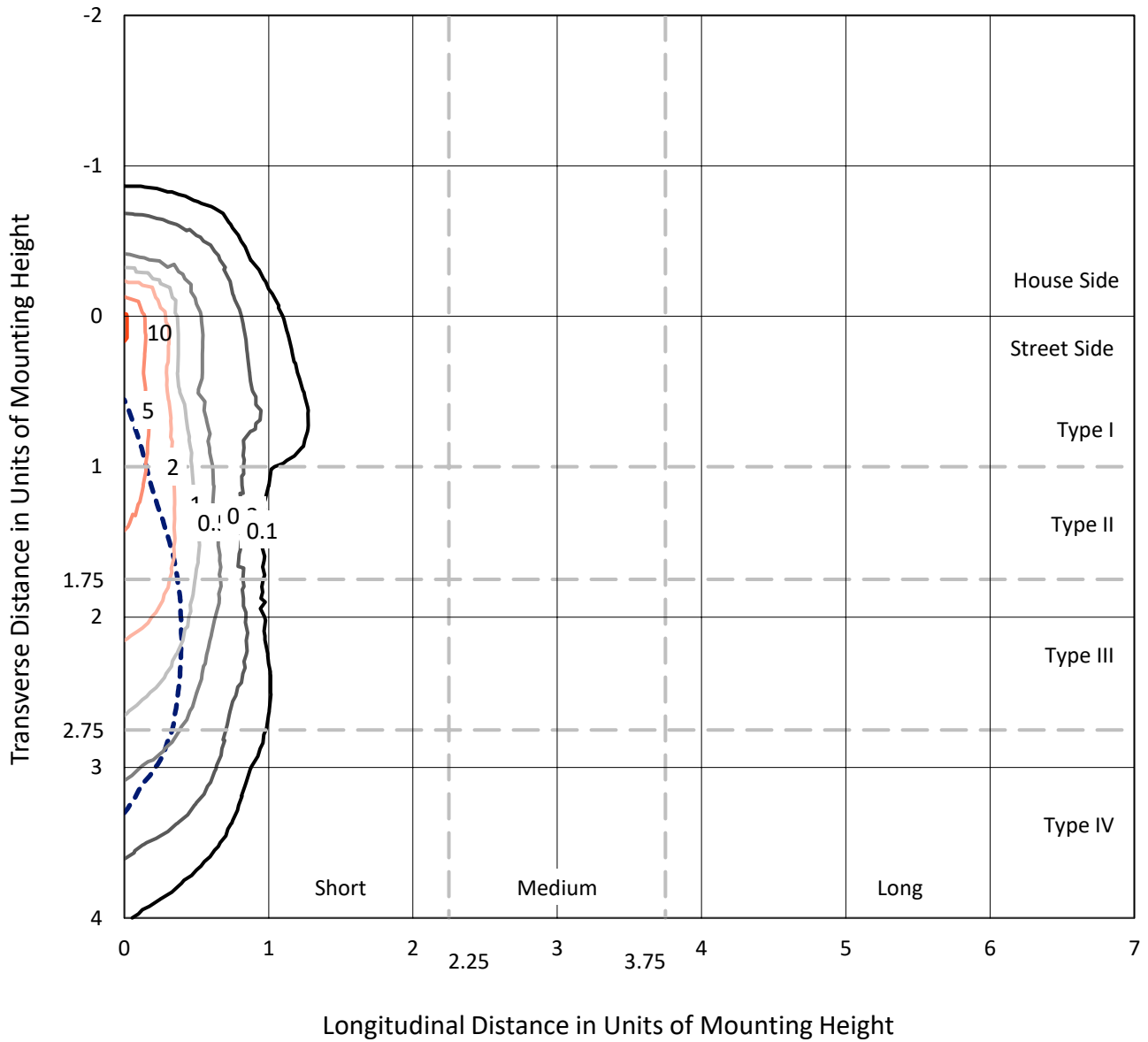
Input Watts (W): 44
Input Voltage (V): NR
Input Current (Ain): NR
Voltage Rise (V): NR
Power Factor: NR
Total Harmonic Distortion (THDi): NR
Frequency (hertz): 60
Stabilization Time: NR
Operation Time: NR
Ambient Temperature (°C): NR
Test Distance: 24 FT



REPORT NUMBER: P385804
 CATALOG NUMBER: GWC-SA1B-827-U-SLR-HSS

Iso-Footcandle Lines of Horizontal Illumination

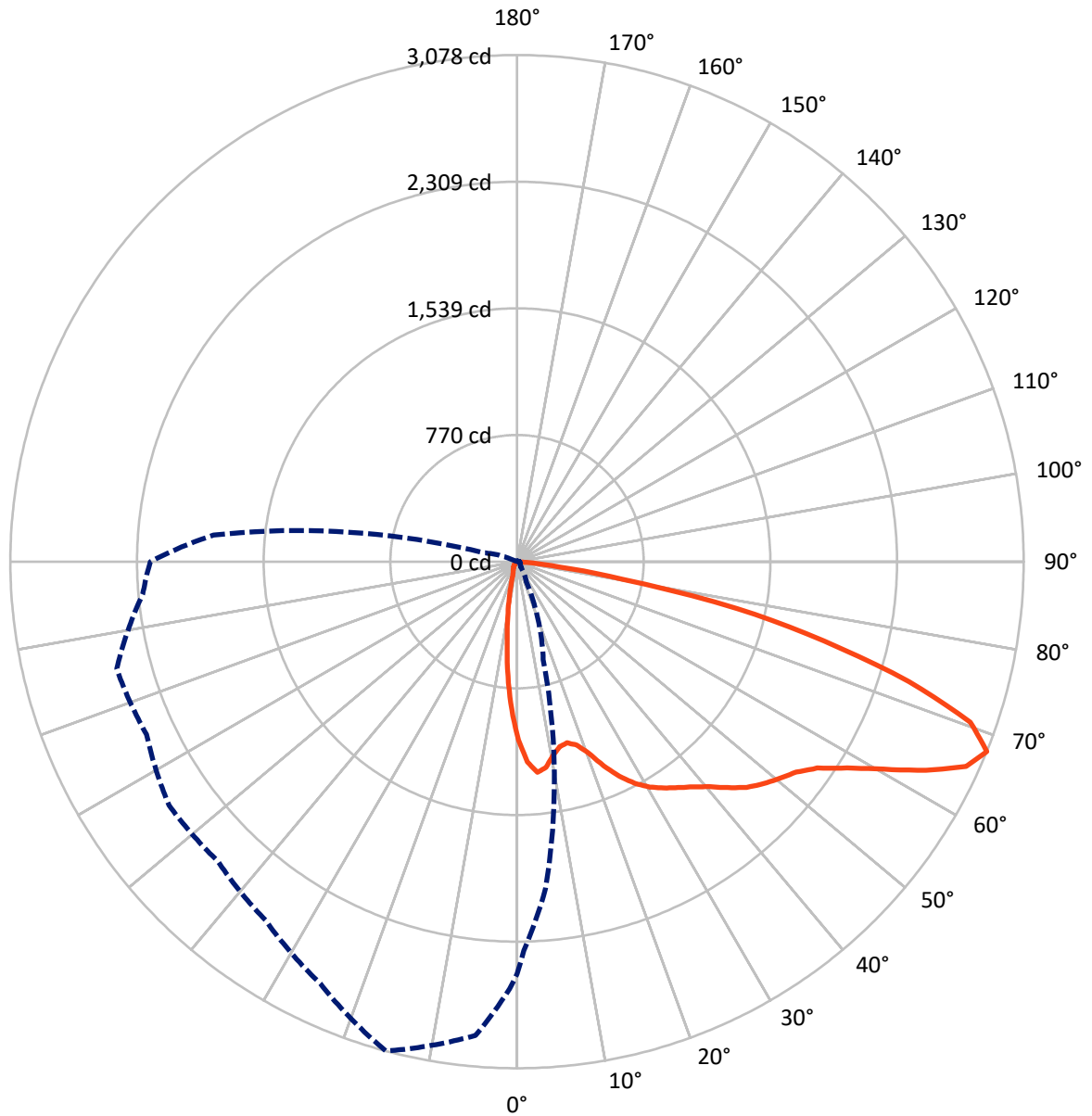
× Max cd
 - - - 1/2 Max cd



Based on 10 foot mounting height. Maximum calculated value = 10.8 fc
 Type IV - Medium - N/A

REPORT NUMBER: P385804
CATALOG NUMBER: GWC-SA1B-827-U-SLR-HSS

Luminous Intensity Polar Plot



— Vertical Plane Through 345-Deg Lateral - - - Horizontal Cone Through 67.5-Deg Vertical



REPORT NUMBER: P385804
 CATALOG NUMBER: GWC-SA1B-827-U-SLR-HSS

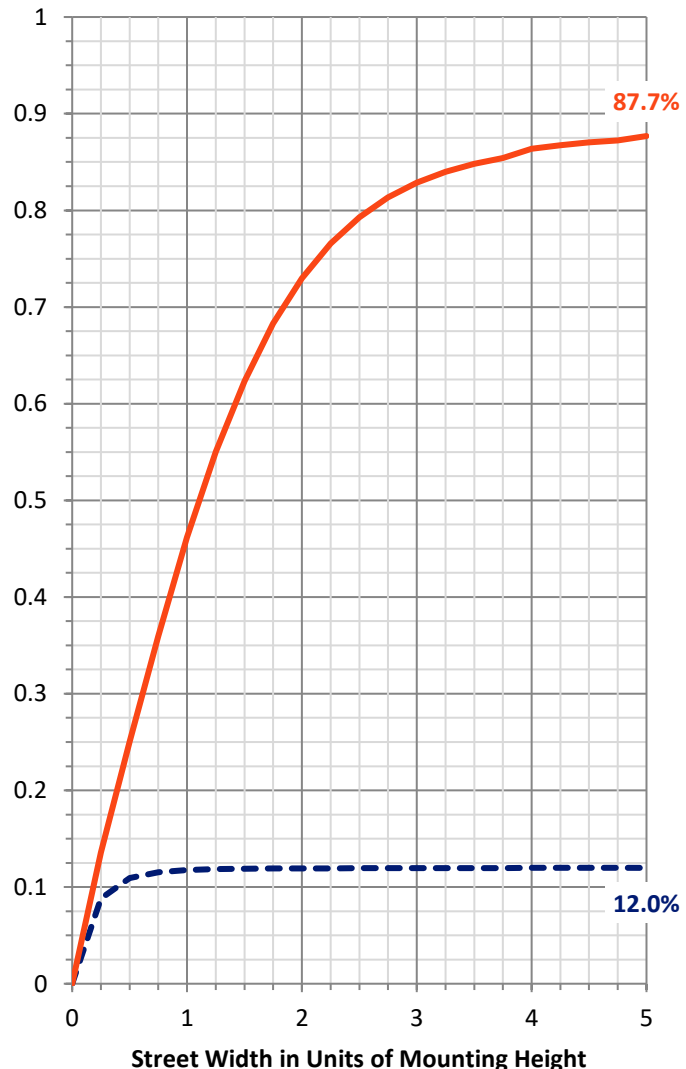
FLUX DISTRIBUTION:

		Downward	Upward	Total
House Side	Lumens	402.6	0.0	402.6
	% Fixture	12.1	0.0	12.1
Street Side	Lumens	2923.4	0.0	2923.4
	% Fixture	87.9	0.0	87.9
Total	Lumens	3326.0	0.0	3326.0
	% Fixture	100.0	0.0	100.0

Coefficient of Utilization

ZONAL LUMENS:

Zone	Lumens	% Fixture
0°-10°	83.2	2.5
10°-20°	165.5	5.0
20°-30°	235.0	7.1
30°-40°	347.2	10.4
40°-50°	500.7	15.1
50°-60°	702.8	21.1
60°-70°	819.3	24.6
70°-80°	418.8	12.6
80°-90°	53.5	1.6
90°-100°	0.0	0.0
100°-110°	0.0	0.0
110°-120°	0.0	0.0
120°-130°	0.0	0.0
130°-140°	0.0	0.0
140°-150°	0.0	0.0
150°-160°	0.0	0.0
160°-170°	0.0	0.0
170°-180°	0.0	0.0
0°-90°	3326.0	100.0
0°-180°	3326.0	100.0



REPORT NUMBER: P385804

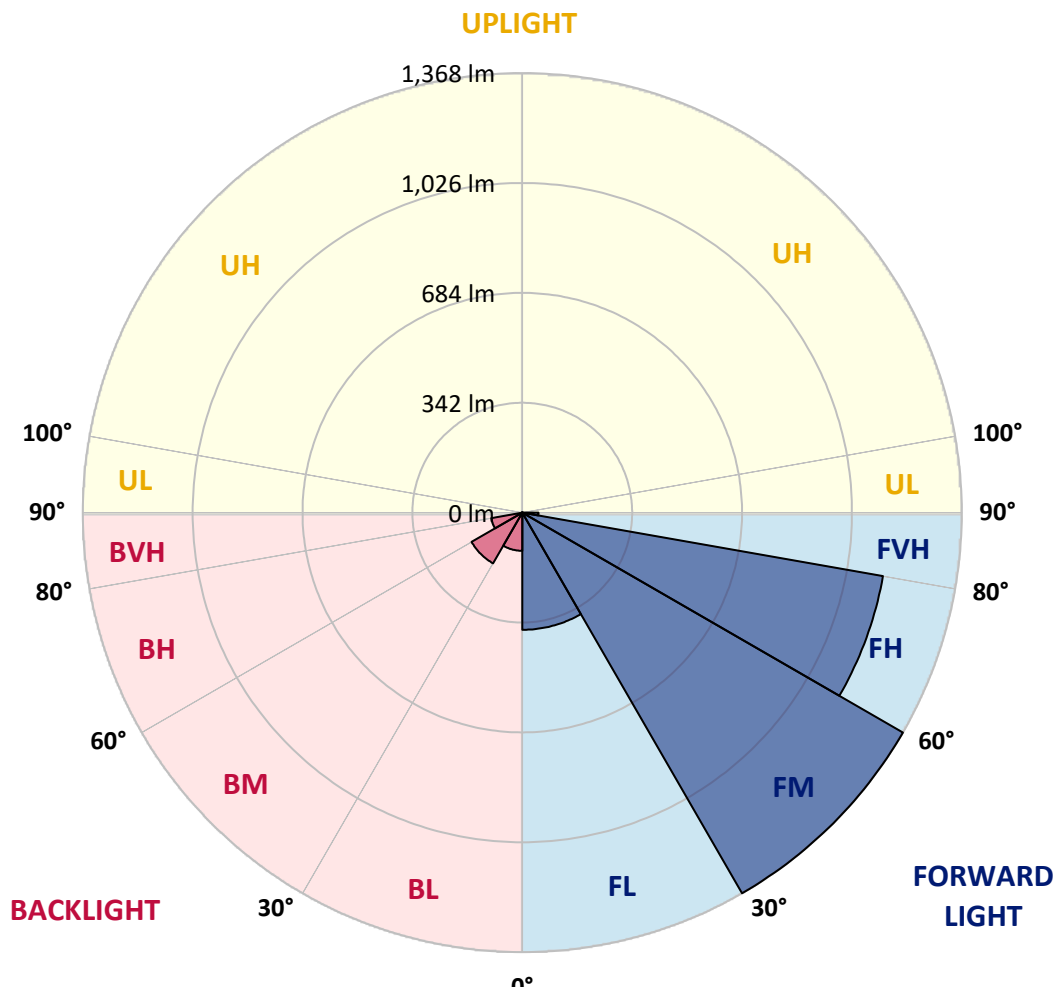
CATALOG NUMBER: GWC-SA1B-827-U-SLR-HSS

LUMINAIRE CLASSIFICATION SYSTEM LUMEN TABLE AND BUG RATING:

Zone	Lumens	% Fixture	Zone Rating/Lumen Limit		
			B	U	G
FL (0°-30°)	364.8	11.0			
FM (30°-60°)	1368.4	41.1			
FH (60°-80°)	1140.0	34.3			G1/1800
FVH (80°-90°)	50.2	1.5			G1/100
BL (0°-30°)	118.9	3.6	B1/500		
BM (30°-60°)	182.3	5.5	B0/220		
BH (60°-80°)	98.1	2.9	B0/110		G0/110
BVH (80°-90°)	3.2	0.1			G0/10
UL (90°-100°)	0.0	0.0		U0/0	
UH (100°-180°)	0.0	0.0		U0/0	

BUG Rating: B1-U0-G1

Type IV Medium





REPORT NUMBER: P385804
 CATALOG NUMBER: GWC-SA1B-827-U-SLR-HSS

CANDELA DISTRIBUTION (FULL):

	0°	1°	5°	15°	25°	35°	45°	55°	65°	75°	85°
0°	1083.4	1083.4	1083.4	1083.4	1083.4	1083.4	1083.4	1083.4	1083.4	1083.4	1083.4
2.5°	1186.3	1177.2	1167.1	1134.2	1103.6	1068.6	1040.1	1020.3	995.4	963.1	954.9
5°	1177.8	1168.1	1136.4	1063.1	999.0	936.6	876.4	841.1	797.3	752.9	741.8
7.5°	1092.3	1082.0	1036.3	936.0	849.6	759.5	681.3	633.0	583.5	542.8	521.2
10°	1003.2	992.0	940.7	818.9	712.5	631.1	573.7	527.5	480.7	437.3	402.6
12.5°	941.9	927.3	871.5	733.5	640.8	585.5	531.9	476.6	413.3	366.7	328.5
15°	916.3	899.6	840.6	700.5	615.5	550.5	480.7	412.8	338.6	285.2	250.2
17.5°	936.1	914.4	851.2	698.3	583.6	495.2	407.0	327.3	246.8	192.7	167.8
20°	1003.6	975.0	894.8	697.7	545.0	429.5	317.7	227.5	162.6	130.8	117.7
22.5°	1109.8	1072.1	957.5	702.8	505.2	360.5	229.4	154.6	122.1	105.6	97.8
25°	1238.0	1194.4	1047.8	720.6	470.2	293.4	166.7	122.1	103.0	90.9	84.5
27.5°	1360.0	1324.5	1161.9	746.2	443.1	239.2	135.4	103.5	88.1	80.0	74.8
30°	1481.8	1437.2	1279.0	776.8	410.5	202.5	119.0	94.4	78.9	70.4	67.1
32.5°	1570.3	1533.3	1370.7	798.9	375.6	178.5	106.4	86.3	73.7	65.1	60.2
35°	1674.5	1632.6	1449.3	803.8	353.3	163.4	95.6	77.7	64.0	56.3	51.1
37.5°	1787.0	1734.8	1540.1	793.0	335.8	156.0	87.6	73.7	59.7	51.8	46.3
40°	1911.5	1852.5	1627.2	777.6	318.6	153.5	81.5	70.7	56.4	48.4	42.7
42.5°	2042.6	1973.1	1702.7	761.4	307.7	144.8	80.8	67.8	53.9	45.2	39.5
45°	2152.7	2082.3	1780.2	756.0	300.0	135.4	83.5	65.7	52.2	42.7	37.2
47.5°	2240.5	2173.8	1859.6	768.0	295.6	126.7	76.1	68.4	51.2	40.5	35.1
50°	2345.2	2269.8	1971.5	803.8	289.1	118.0	68.9	78.3	51.2	39.1	33.4
52.5°	2476.7	2402.0	2096.3	859.2	276.2	106.0	61.9	78.5	51.7	37.2	31.2
55°	2641.9	2587.7	2274.5	920.0	255.6	88.4	53.6	67.4	49.8	33.7	29.2
57.5°	2800.5	2756.2	2436.9	961.6	228.0	69.0	46.6	54.4	45.5	29.6	26.0
59°	2843.8	2795.4	2496.5	963.5	207.4	60.2	43.2	44.9	44.6	27.7	24.1
60°	2843.8	2792.4	2513.7	953.4	192.4	55.3	41.0	40.0	46.5	26.5	23.0
62.5°	2792.3	2720.1	2457.9	885.2	156.9	47.1	35.8	33.1	41.8	23.8	20.3
65°	2685.1	2580.0	2267.9	761.8	139.9	43.2	30.9	27.1	29.0	21.0	17.8
67.5°	2506.4	2364.0	1993.9	615.5	133.1	42.1	26.6	23.0	21.9	18.0	15.6
70°	2191.8	2033.7	1661.2	483.9	127.3	41.6	22.4	19.4	17.6	15.1	13.2
72.5°	1595.2	1430.4	1179.4	378.3	123.8	42.5	18.0	16.2	14.5	11.8	10.2
75°	912.5	804.5	662.9	249.9	105.6	40.7	13.9	13.6	10.4	8.5	7.1
77.5°	471.4	457.1	397.2	96.0	50.6	17.8	9.1	7.9	6.1	5.2	4.3
80°	203.4	201.2	174.1	27.7	13.4	9.9	5.2	3.3	2.8	2.2	1.7
82.5°	70.3	70.3	61.9	9.3	6.0	4.9	0.6	0.0	0.0	0.0	0.0
85°	14.2	15.9	11.2	0.0	2.0	0.0	0.0	0.0	0.0	0.0	0.0
87.5°	0.0	0.0	0.0	0.0	0.0	0.0	0.0	0.0	0.0	0.0	0.0
90°	0.0	0.0	0.0	0.0	0.0	0.0	0.0	0.0	0.0	0.0	0.0



REPORT NUMBER: P385804
 CATALOG NUMBER: GWC-SA1B-827-U-SLR-HSS

CANDELA DISTRIBUTION (continued):

	90°	95°	105°	115°	125°	135°	145°	155°	165°	175°	180°
0°	1083.4	1083.4	1083.4	1083.4	1083.4	1083.4	1083.4	1083.4	1083.4	1083.4	1083.4
2.5°	944.9	925.9	924.6	912.6	897.7	890.9	887.0	893.9	902.4	903.3	916.1
5°	733.5	713.5	721.8	700.5	704.8	700.5	693.6	694.9	698.7	686.8	701.5
7.5°	515.1	500.0	509.6	503.9	511.5	514.5	510.2	503.9	485.3	483.1	495.9
10°	388.2	371.1	360.8	350.1	352.5	357.4	355.8	351.2	339.4	340.0	352.3
12.5°	312.0	292.8	272.4	246.1	239.7	243.3	239.7	237.0	225.6	226.6	237.5
15°	236.7	220.9	199.6	178.5	167.0	168.1	158.0	151.0	143.9	135.4	142.0
17.5°	159.8	150.2	143.9	137.6	123.8	120.7	107.9	94.2	88.9	84.9	87.8
20°	113.1	107.9	105.4	105.1	97.2	93.3	80.8	72.3	69.6	68.9	70.6
22.5°	94.5	90.8	87.1	85.1	81.1	76.6	67.1	62.9	61.0	60.0	61.3
25°	82.3	79.4	75.6	72.2	70.6	65.7	58.9	55.8	54.5	53.6	54.2
27.5°	73.1	70.6	66.2	64.0	62.7	58.5	52.6	50.1	49.0	48.7	48.5
30°	65.9	63.5	59.4	56.9	54.7	50.9	47.4	44.9	43.8	43.5	43.2
32.5°	58.6	56.7	54.0	51.5	49.2	45.7	42.7	40.7	38.9	38.6	38.4
35°	49.5	47.6	46.2	46.0	43.8	40.5	38.3	35.6	34.2	33.7	33.9
37.5°	44.0	41.4	38.3	39.4	38.8	36.4	33.4	30.7	29.3	29.0	29.0
40°	40.5	37.8	34.2	32.3	34.2	33.7	29.0	26.3	24.9	24.7	24.4
42.5°	37.2	34.5	30.4	27.3	28.2	29.6	25.1	22.5	21.1	20.8	20.3
45°	34.8	32.0	27.4	23.8	21.9	24.9	21.4	18.3	17.5	16.9	16.5
47.5°	32.6	29.9	24.7	20.6	17.5	18.0	17.2	15.0	14.0	13.4	13.2
50°	30.7	27.9	22.4	17.6	14.5	13.2	13.9	11.8	11.0	10.4	10.1
52.5°	28.5	25.8	19.9	15.3	12.1	10.4	10.6	9.3	8.5	8.0	7.9
55°	26.8	24.1	17.8	13.4	10.7	8.5	7.6	7.2	6.8	6.5	6.3
57.5°	24.4	21.9	15.8	11.3	9.1	6.9	5.8	5.8	5.7	5.4	5.2
59°	23.0	20.8	14.5	10.2	8.4	6.0	5.2	5.4	5.2	4.9	4.7
60°	21.9	19.9	13.6	9.5	7.9	5.5	4.7	5.0	4.9	4.6	4.4
62.5°	19.4	18.0	11.7	7.9	6.9	4.4	3.9	4.3	4.3	4.1	3.9
65°	17.0	15.4	9.9	6.6	6.5	3.8	3.2	3.8	3.9	3.6	3.3
67.5°	14.8	13.2	8.7	5.4	6.0	3.0	2.4	3.2	4.3	3.3	3.0
70°	12.6	11.0	6.8	4.3	6.3	2.0	1.9	2.8	5.0	3.6	2.8
72.5°	9.8	8.5	4.7	3.2	6.8	1.4	1.4	2.4	5.7	3.9	2.7
75°	6.8	5.5	2.8	1.9	5.5	0.9	0.9	2.2	5.4	3.6	2.5
77.5°	3.9	3.0	0.9	0.2	2.8	0.0	0.2	1.6	3.8	2.2	1.1
80°	1.4	0.6	0.0	0.0	1.7	0.0	0.0	0.0	0.3	0.0	0.0
82.5°	0.0	0.0	0.0	0.0	0.0	0.0	0.0	0.0	0.0	0.0	0.0
85°	0.0	0.0	0.0	0.0	0.0	0.0	0.0	0.0	0.0	0.0	0.0
87.5°	0.0	0.0	0.0	0.0	0.0	0.0	0.0	0.0	0.0	0.0	0.0
90°	0.0	0.0	0.0	0.0	0.0	0.0	0.0	0.0	0.0	0.0	0.0



REPORT NUMBER: P385804
 CATALOG NUMBER: GWC-SA1B-827-U-SLR-HSS

CANDELA DISTRIBUTION (continued):

	185°	195°	205°	215°	225°	235°	245°	255°	265°	270°	275°
0°	1083.4	1083.4	1083.4	1083.4	1083.4	1083.4	1083.4	1083.4	1083.4	1083.4	1083.4
2.5°	919.4	940.7	959.7	988.6	1022.8	1062.2	1096.0	1132.4	1166.6	1180.8	1190.6
5°	704.5	730.8	761.5	803.9	860.3	929.8	994.9	1068.5	1147.6	1187.1	1224.3
7.5°	498.1	524.9	563.0	608.1	676.3	759.0	844.1	945.7	1052.9	1115.4	1177.0
10°	358.2	391.1	426.7	488.3	557.6	636.1	723.7	837.2	956.6	1025.9	1100.1
12.5°	243.8	281.3	335.1	404.2	485.6	562.5	638.6	746.9	885.5	954.2	1033.8
15°	146.2	167.0	224.1	303.9	403.8	499.6	583.0	691.6	839.4	923.5	1006.2
17.5°	90.1	99.7	130.8	196.3	301.3	422.4	536.7	672.8	846.0	948.4	1037.0
20°	71.9	75.6	85.6	116.0	199.6	337.4	484.5	669.0	900.0	1026.1	1121.1
22.5°	62.4	66.0	72.6	84.3	125.6	252.6	435.0	672.5	977.6	1142.5	1253.5
25°	55.0	58.1	64.4	74.1	92.0	177.9	382.1	687.9	1078.6	1287.0	1404.9
27.5°	49.2	51.8	57.7	66.5	78.9	124.2	322.1	706.7	1198.3	1434.8	1551.1
30°	43.8	46.2	51.4	59.6	68.5	95.5	256.2	719.5	1318.2	1551.1	1655.6
32.5°	39.2	41.0	45.7	52.6	59.6	76.1	194.8	717.4	1407.2	1647.8	1730.7
35°	34.5	36.2	40.3	46.3	51.8	62.9	153.2	679.1	1484.8	1748.2	1816.8
37.5°	29.3	31.5	35.5	40.8	44.6	55.3	123.8	633.0	1563.4	1862.9	1912.7
40°	24.9	27.1	30.6	36.4	38.8	52.5	95.2	576.7	1651.8	1991.2	2018.0
42.5°	20.6	22.7	26.3	31.4	36.6	45.2	70.4	512.4	1736.7	2100.9	2113.9
45°	16.7	18.8	22.5	27.6	39.1	37.5	54.5	443.6	1805.3	2192.1	2196.3
47.5°	13.2	15.1	19.1	26.0	36.4	29.9	38.9	389.5	1862.8	2263.3	2252.1
50°	10.2	11.8	15.9	29.8	31.8	24.7	29.5	371.5	1914.3	2307.4	2278.4
52.5°	8.0	9.5	13.1	27.9	24.7	20.5	24.7	388.4	1984.9	2344.0	2293.2
55°	6.5	7.9	10.2	15.9	16.9	17.3	21.1	404.2	2106.7	2429.7	2380.7
57.5°	5.4	6.8	8.4	11.2	12.8	14.7	18.8	405.9	2250.2	2572.1	2525.8
59°	4.9	6.1	7.6	9.9	11.2	13.4	17.6	396.4	2300.8	2624.0	2600.8
60°	4.6	5.8	7.1	9.1	10.4	12.6	17.0	387.5	2303.0	2622.1	2632.8
62.5°	3.9	5.2	6.3	7.7	8.8	10.7	15.3	354.2	2209.7	2536.2	2613.6
65°	3.5	4.6	5.7	6.6	7.6	9.6	13.9	293.5	2050.4	2397.7	2482.0
67.5°	3.2	3.9	5.2	5.8	6.8	8.5	12.3	209.3	1851.4	2228.3	2283.0
70°	2.8	3.8	4.7	5.4	6.1	7.4	10.6	120.2	1563.4	1980.3	2019.2
72.5°	2.7	3.6	4.3	5.0	5.5	6.6	9.6	56.6	1144.7	1586.4	1688.0
75°	2.4	3.3	3.9	4.7	5.2	6.0	8.2	27.1	761.4	1148.0	1263.5
77.5°	1.4	2.7	3.6	4.3	4.6	5.2	6.8	15.6	485.9	794.6	936.0
80°	0.0	0.9	2.7	3.6	3.9	4.4	5.2	12.3	260.0	454.0	544.9
82.5°	0.0	0.0	1.9	2.8	2.7	3.0	3.9	7.7	117.2	296.7	334.4
85°	0.0	0.0	0.6	2.2	1.9	1.4	2.7	2.7	25.7	150.2	187.3
87.5°	0.0	0.0	0.0	0.2	0.9	0.6	1.1	0.3	0.2	11.2	45.4
90°	0.0	0.0	0.0	0.0	0.0	0.0	0.0	0.0	0.0	0.0	0.0



REPORT NUMBER: P385804

CATALOG NUMBER: GWC-SA1B-827-U-SLR-HSS

CANDELA DISTRIBUTION (continued):

	285°	295°	305°	315°	325°	335°	345°	355°	359°	360°
0°	1083.4	1083.4	1083.4	1083.4	1083.4	1083.4	1083.4	1083.4	1083.4	1083.4
2.5°	1224.8	1236.4	1256.1	1265.4	1260.9	1241.5	1218.3	1194.7	1180.8	1186.3
5°	1300.1	1360.1	1394.8	1406.3	1387.1	1343.6	1286.7	1211.7	1185.1	1177.8
7.5°	1300.1	1413.1	1484.6	1497.2	1454.4	1369.1	1262.4	1145.4	1106.4	1092.3
10°	1254.4	1408.2	1507.9	1527.9	1468.1	1340.6	1197.7	1064.1	1017.9	1003.2
12.5°	1202.9	1368.5	1473.6	1501.2	1452.0	1312.2	1152.8	1009.1	954.7	941.9
15°	1171.2	1319.6	1406.6	1426.6	1405.8	1295.7	1142.1	992.5	928.5	916.3
17.5°	1182.5	1281.8	1313.2	1324.8	1338.9	1289.9	1171.2	1028.8	947.8	936.1
20°	1225.2	1242.0	1225.7	1240.4	1278.2	1295.5	1240.7	1116.4	1019.2	1003.6
22.5°	1297.7	1221.3	1175.8	1181.6	1227.6	1314.3	1346.9	1241.5	1129.3	1109.8
25°	1382.2	1238.0	1148.0	1142.8	1190.1	1339.0	1444.0	1377.6	1259.6	1238.0
27.5°	1488.4	1275.5	1142.4	1137.2	1177.0	1362.2	1524.6	1512.2	1396.8	1360.0
30°	1570.3	1312.4	1159.2	1147.3	1190.1	1378.2	1589.4	1626.4	1506.2	1481.8
32.5°	1629.1	1355.9	1186.6	1169.3	1227.0	1406.0	1639.3	1731.0	1607.4	1570.3
35°	1673.8	1403.1	1230.9	1202.4	1277.7	1448.1	1686.1	1842.4	1715.0	1674.5
37.5°	1715.8	1469.5	1300.1	1266.1	1357.3	1515.8	1735.6	1968.8	1835.4	1787.0
40°	1774.2	1544.6	1406.8	1376.5	1491.1	1608.1	1797.4	2100.5	1972.3	1911.5
42.5°	1832.7	1625.3	1516.0	1524.2	1657.9	1720.3	1877.1	2239.8	2107.5	2042.6
45°	1886.1	1708.5	1671.5	1709.3	1812.8	1843.4	1956.4	2320.3	2215.4	2152.7
47.5°	1933.7	1812.5	1826.1	1926.7	1989.0	1954.8	2015.6	2389.8	2295.8	2240.5
50°	1989.0	1947.1	2029.8	2172.2	2191.8	2055.6	2069.5	2472.1	2389.7	2345.2
52.5°	2049.5	2088.9	2255.4	2381.0	2374.7	2165.1	2123.7	2564.3	2518.4	2476.7
55°	2118.2	2203.4	2454.1	2576.4	2571.0	2287.4	2213.5	2678.2	2679.8	2641.9
57.5°	2220.1	2302.1	2589.0	2734.4	2743.4	2428.6	2365.7	2805.8	2825.7	2800.5
59°	2293.2	2366.0	2642.4	2800.5	2837.0	2537.8	2477.0	2879.9	2866.8	2843.8
60°	2347.4	2406.7	2668.9	2835.0	2891.4	2611.8	2559.1	2923.4	2871.7	2843.8
62.5°	2481.5	2495.2	2716.6	2874.0	2953.9	2776.4	2790.1	2997.4	2837.8	2792.3
65°	2544.1	2551.2	2716.0	2804.1	2893.4	2904.5	2999.6	2999.6	2755.1	2685.1
67.5°	2517.9	2483.7	2581.3	2572.1	2661.3	2828.3	3078.4	2889.6	2596.9	2506.4
70°	2305.2	2173.7	2130.3	2134.3	2202.5	2460.1	2922.4	2566.0	2297.5	2191.8
72.5°	1918.1	1602.5	1495.5	1617.6	1635.4	1890.7	2490.5	1932.4	1694.3	1595.2
75°	1542.7	1129.6	955.7	1084.5	1114.8	1383.6	1926.6	1203.5	989.7	912.5
77.5°	1108.3	810.8	685.7	676.8	715.8	877.5	1367.1	605.7	505.2	471.4
80°	629.6	533.7	574.7	542.2	561.9	548.7	649.5	265.7	217.6	203.4
82.5°	380.1	315.5	341.6	284.4	359.9	313.4	250.2	85.1	73.9	70.3
85°	247.2	172.4	89.8	60.2	124.0	200.3	55.9	23.2	17.8	14.2
87.5°	85.2	44.0	4.4	1.9	13.2	37.3	2.0	0.0	0.0	0.0
90°	0.0	0.0	0.0	0.0	0.0	0.0	0.0	0.0	0.0	0.0

Signify Classified - Internal
Cooper Lighting Solutions Photometric Lab
1121 Highway 74 South
Peachtree City, GA 30269

Scaled Data Report



Report Generated By 670245982

Signify Classified - Internal
Cooper Lighting Solutions Photometric Lab
1121 Highway 74 South
Peachtree City, GA 30269

Scaled Data Report



Signify Classified - Internal
Cooper Lighting Solutions Photometric Lab
1121 Highway 74 South
Peachtree City, GA 30269

Scaled Data Report



Signify Classified - Internal
Cooper Lighting Solutions Photometric Lab
1121 Highway 74 South
Peachtree City, GA 30269

Scaled Data Report



Signify Classified - Internal
Cooper Lighting Solutions Photometric Lab
1121 Highway 74 South
Peachtree City, GA 30269

Scaled Data Report



--- HS — SS

Signify Classified - Internal
Cooper Lighting Solutions Photometric Lab
1121 Highway 74 South
Peachtree City, GA 30269

Scaled Data Report



u

Signify Classified - Internal
Cooper Lighting Solutions Photometric Lab
1121 Highway 74 South
Peachtree City, GA 30269

Scaled Data Report



Signify Classified - Internal
Cooper Lighting Solutions Photometric Lab
1121 Highway 74 South
Peachtree City, GA 30269

Scaled Data Report



Signify Classified - Internal
Cooper Lighting Solutions Photometric Lab
1121 Highway 74 South
Peachtree City, GA 30269

Scaled Data Report



Signify Classified - Internal
Cooper Lighting Solutions Photometric Lab
1121 Highway 74 South
Peachtree City, GA 30269

Scaled Data Report



(END OF REPORT)